



## **IPCRG presentations on respiratory diseases**

**Strategies towards smoking cessation. How to maximize the opportunities for smoking cessation in primary care**

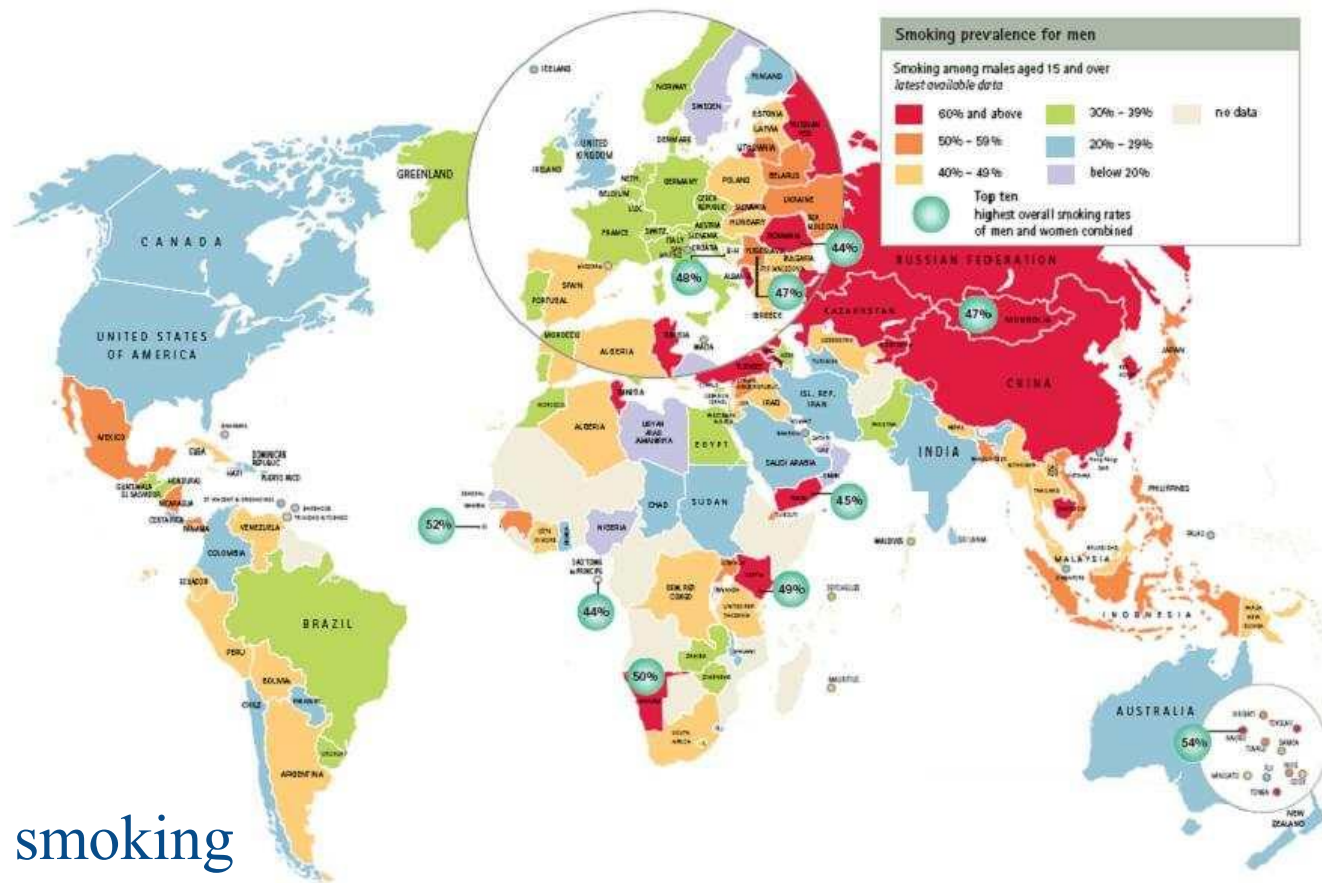


**First approach – Interventions-  
Motivational Approach-Follow up**

*Svein Høegh Henrichsen*

# The smoking epidemic

- 75% of smokers live in low or middle income countries



Prim Care Respir J. 2008 Sep;17(3):185-93.

**IPCRG Consensus statement: tackling the smoking epidemic - practical guidance for primary care.**

van Schayck OC, Pinnock H, Ostrem A, et al.

# International Primary Care Respiratory Group



- Home
- About IPCRRG ▶
- Membership ▶
- Conferences
- Campaigns and Consultations ▶
- Education ▶
- IPCRRG Exchanges ▶
- Guidelines
- Journal
- Publications & Resources ▶
- Opinion Sheets
- Research ▶
- Search this site
- Links ▶
- Web Editorial Team**
- Contact IPCRRG**

## Publications and Resources

Resources Home	Asthma	Allergic Rhinitis	Assessment	Chronic Disease Management
COPD	Desktop Helpers	Respiratory Infections	Service Development	Tobacco Dependence

## Smoking Cessation

The IPCRRG is increasing its attention to the issue of smoking and its impact on respiratory health. Recent initiatives include

- **A joint response with the European Federation of Asthma and Allergy Associations, EFA, to a recent European Commission consultation on smokefree Europe.**
- **A desktop helper for practitioners on brief interventions for smoking cessation.** (CCL "Some Rights Reserved")

Also available in **Turkish, Italian (Swiss), German (Swiss), French (Swiss) and Greek.** The views expressed in these sheets are not necessarily those of the IPCRRG.

- **Tackling the smoking epidemic** (CCL "Some Rights Reserved")  
First international guidance launched for primary care practitioners on smoking cessation  
*Launched November 1st 2007*
- **Smoking Cessation Slide Set** (Powerpoint) (CCL "Some Rights Reserved")
- **No Smoking poster** (Powerpoint) (CCL "Some Rights Reserved")
- **IPCRRG Consensus statement: Tackling the smoking epidemic - practical guidance for primary care** Van Schayck et al. <http://dx.doi.org/10.3132/pcrj.2008.00060>

## Spanish Resources

Go here for **Spanish materials** and see [here](#) the use of champions like Barcelona Football Club

The content of this site, unless otherwise specified, is licensed under a [Creative Commons Attribution-NonCommercial-ShareAlike 2.0 License](#) 2002-2008 International Primary Care Respiratory Group. Click [here](#) for information on Disclaimer, Copyright Notice, E-mail and Privacy Policy.

Page updated on 16 May 2011 11:33

Website developed and maintained by [danzigdesigns.com](http://danzigdesigns.com) • Hosted by [Dr Simon Child](#)

## Helping patients quit smoking: brief interventions for healthcare professionals

### How to help smokers quit: flowchart

Ask about tobacco use (smoking and smokeless tobacco) for all patients and reassess users at every clinic call/at least once a year. This alone doubles the rate of success. Document smoking status/stage of motivation/tobacco burden.

#### ASK

#### Have you used tobacco in the last 12 months?

**No – never:** Congratulate.

Reinforce non-use. Patients who have smoked in the past should be asked about smoking for some years after quitting. Relapse is unlikely after 5 years abstinence.

**Yes - Quit in the last 12 months:**

Congratulate.

Ask if they need help to remain smoke free. Advise them to contact you or to seek other counselling if they have any difficulty (quit line, smoking cessation clinic, other ...)

**Yes – Current smoker:** Take brief smoking history including number of cigarettes smoked a day, year started smoking, presence of smoking-related disease, previous quit attempts and what happened?

Use non-judgmental questions such as “How do you feel about your smoking at the moment? Express concern/interest and not criticism.

**ASSESS:** Motivation to stop:  
On a scale from 1-10 how interested are you in trying to quit?

1	2	3	4	5	6	7	8	9	10
---	---	---	---	---	---	---	---	---	----

#### Are you planning to QUIT in the next 6 months?

Not planning to **QUIT**

Planning to **QUIT** within the next 6 months

Planning to **QUIT** within a month

#### NO NOT READY (PRECONTEMPLATION)

- Focus on motivation.
- Advise the patient on the benefits of quitting without criticism/confrontation.
- Respect the patient's decision.
- Ask if you may tell the patient about the dangers of smoking.

#### ADVISE

- Ask, “Is there anything that might help you consider quitting?” or “Can you imagine any benefits of quitting?”
- Offer help if the patient should change his/her mind.

#### ARRANGE

- Follow up – ask patient if you should discuss smoking again at next consultation.

#### YES, but not yet... UNSURE (CONTEMPLATION)

#### ADVISE

- Focus on their ambivalence, help them motivate themselves.
- Offer help by asking:  
“What are the things you like and don't like about your smoking?”  
“Have you tried to quit before?”  
“How did you get on when you last quit?”  
“What would have to happen for your motivation score to increase?”  
“How can I help you increase your confidence in quitting?”

#### ASSIST

- Explore barriers to cessation.
- Offer help quitting.
- Refer to quit line or other counselling, refer to smoking cessation unit if patient prefers.
- Hand out written material/contact numbers.
- Follow up consultation or telephone contact within 6 months OR remember to ask when you next see the patient.

#### YES READY TO QUIT

#### ASSIST

- Provide assistance in developing a quit plan.
- Help patient to set a quit date. Discuss abstinence and suggest coping strategies. Encourage social support.
- Assist in dealing with barriers such as fear of failure, stress coping, weight gain, social pressure.
- Give nutritional advice: sleep well, avoid caffeine and alcohol. Physical activity may help.
- Assist in giving advice on pharmacotherapy for smoking cessation: NRT (adequate dosage during sufficient time, help through the first 4-7 weeks). Withdrawal symptoms occur mostly during the first 2 weeks and are fading after 4-7 weeks.
- Assist with a prescription for varenicline or bupropion when indicated.

#### ARRANGE

- Follow-up consultations/phone calls - ideally weekly first weeks, then monthly.

**5 As of smoking cessation: ASK, ASSESS, ADVISE, ASSIST, ARRANGE<sup>1</sup>**

# Smoking cessation is a key aspect of comprehensive tobacco control

- Smoking cessation support is part of a comprehensive approach to tobacco control
- The importance of promoting cessation of tobacco use and provision of treatment is described in Article 14 in the Framework Convention for Tobacco Control
- Smoking cessation service development varies widely around the world



Pine-Abata H, McNeill A, Murray R, Bitton A, Rigotti N, Raw M. A survey of tobacco dependence treatment services in 121 countries. *Addiction*

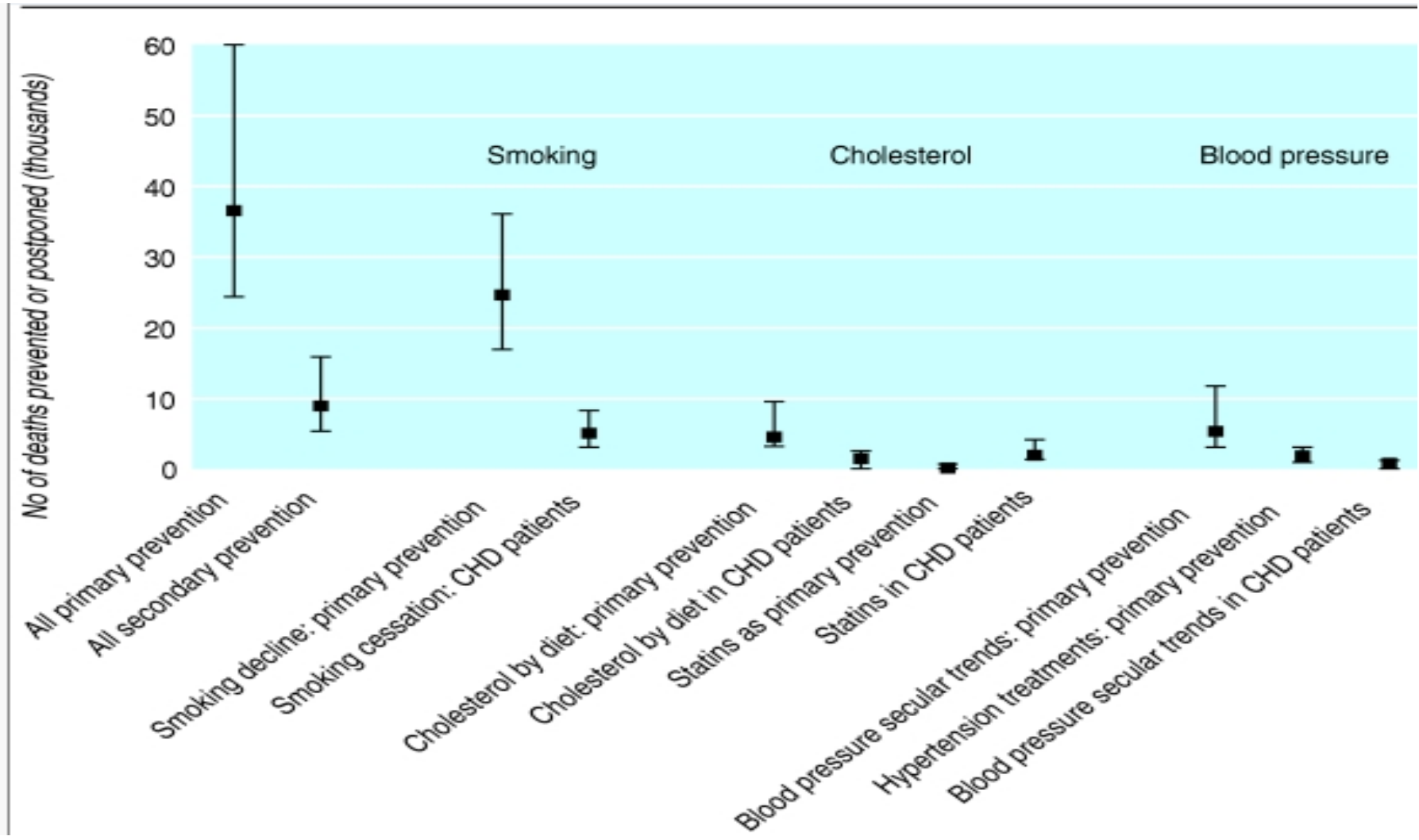
# Should we do smoking cessation in primary care?

- Yes ?
  - Why??
- No?
  - Why?
- What are the barriers??

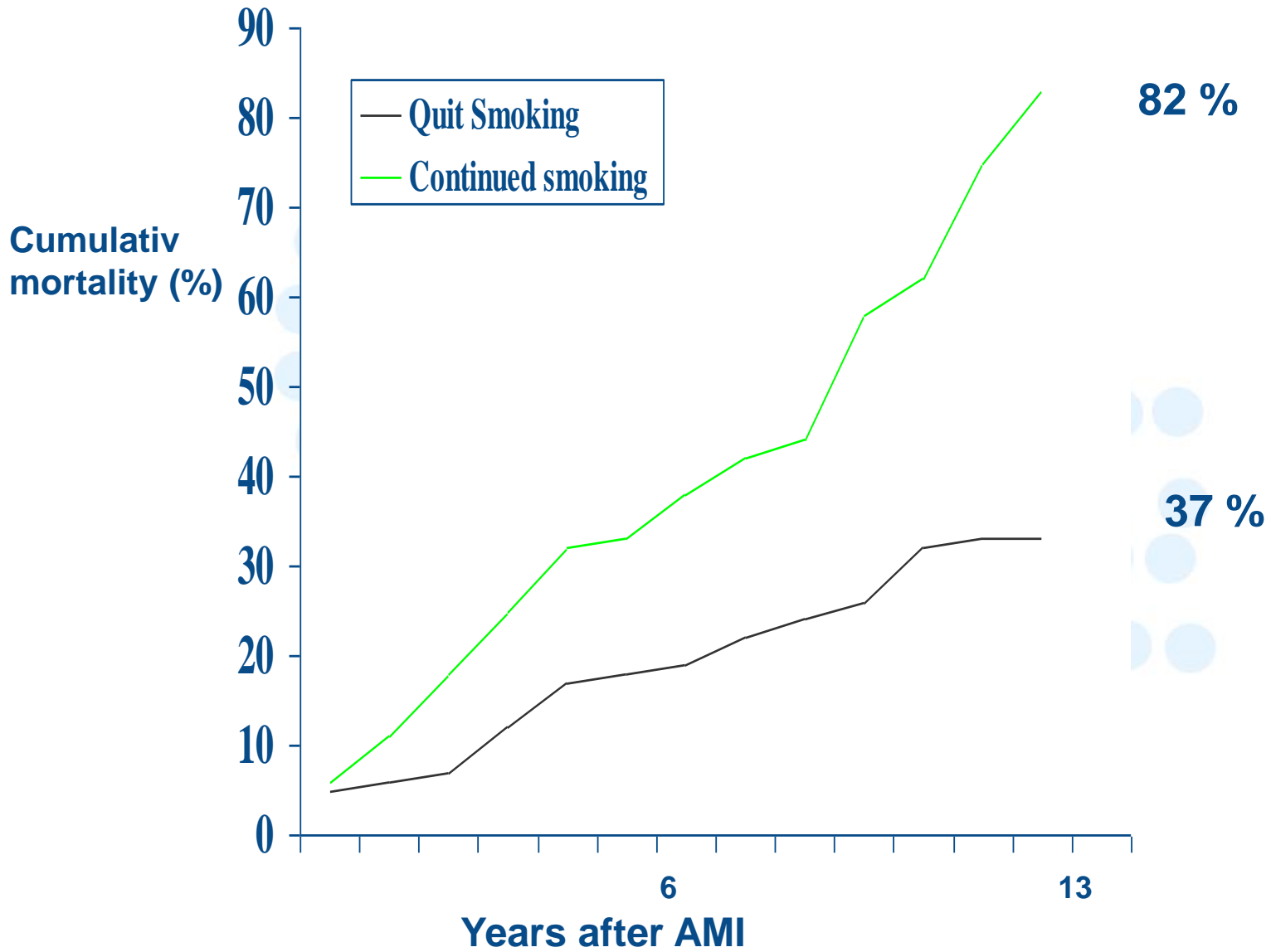


- **Lack of time?**
- **Underestimation of the impact of their role;**
- **Not enough knowledge?**
- **Apprehension for not “loosing the patient”;**
- **Reluctant to intervene in someone’s private life;**

# Is there a role for primary care?



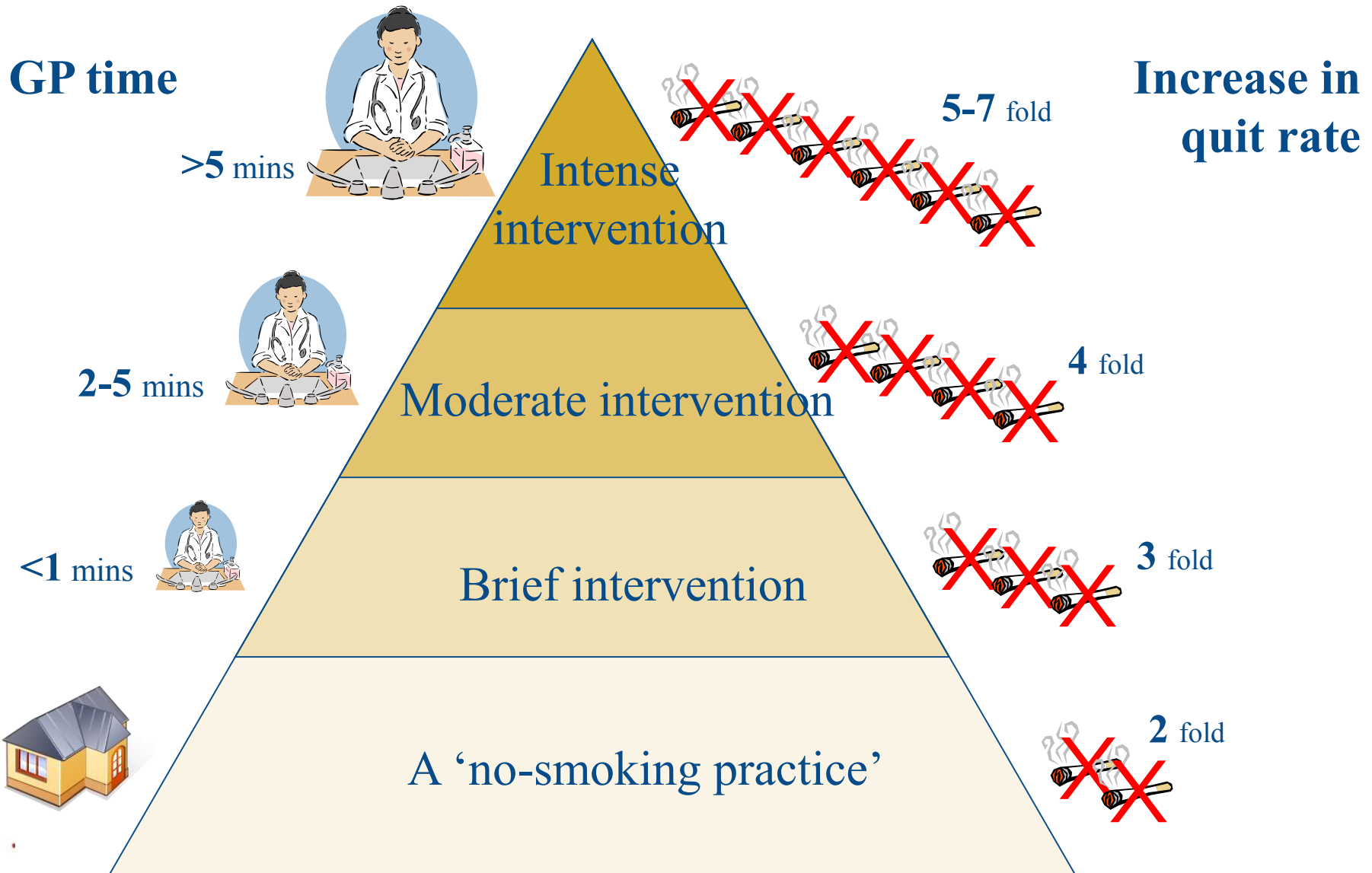
1. Unal B et al. *BMJ*. 2005;331( 7517):614



Daly, BMJ, 1983. 498 pas.



# A smoking aware practice



# What is brief intervention?



# Minimal intervention:

- Two questions to the patient:
- ***1. Do you smoke ?***
- ***2. Have you considered quitting ?***

**Don`t just think about it - do it!!**



# Brief intervention in practice

- Cost effective :
  - Smoking cessation € **400** to € **1600**/ life gained
  - 310 other interventions median € **38 000** !!
- We have the opportunity !
  - 80 % of smokers see the GP every year.

# Brief intervention in practice

- Acceptable:
  - Patients see GPs as having a key and supportive role.
- Feasible:
  - Advice can take less than one minute
  - May use the time before consultation !

# Brief intervention in practice

- It works !
  - Cochrane review ( Silagy 2003):
    - Increase in cessation rate of about 2,5 %
    - One quitter for every 20 patients ( NNT 40)
  - Combining brief advice with pharmacotherapy can considerably reduce numbers needed to treat (NNT).

# Aim in Primary Care:

- Change how we work in Primary Care.
  - Identify all smokers (flag them)
  - Offer those motivated help to quit.
- How ?
- ” *Essential to offer **brief advice** to all when they contact primary care worker.*

# The 5 'A's



A

*Ask*

*Assess*

*Advise*

*Assist*

*Arrange*



# Tobacco Dependence Support: «ABC»

The 2007 New Zealand Smoking Cessation Guidelines recommend a modified version of the 5 A's<sup>1</sup>

**A**sk about  
tobacco use  
at every visit

**B**rief advice  
to stop smoking

**C**essation support  
to help with the  
quit attempt

Support should use  
evidence-based  
techniques

**But what about motivation?**


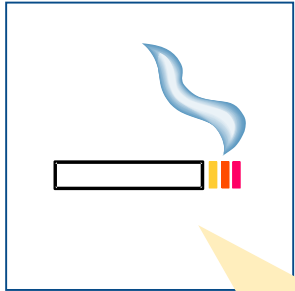
# What do we tell those who are not motivated?

- The majority of smokers are more or less motivated to quit.
- 70 % want to give it up – of these 40 % are willing to fix a quit date.
- Motivation can be influenced – it is not static!




# Motivational tension

Offering treatment can influence the choice

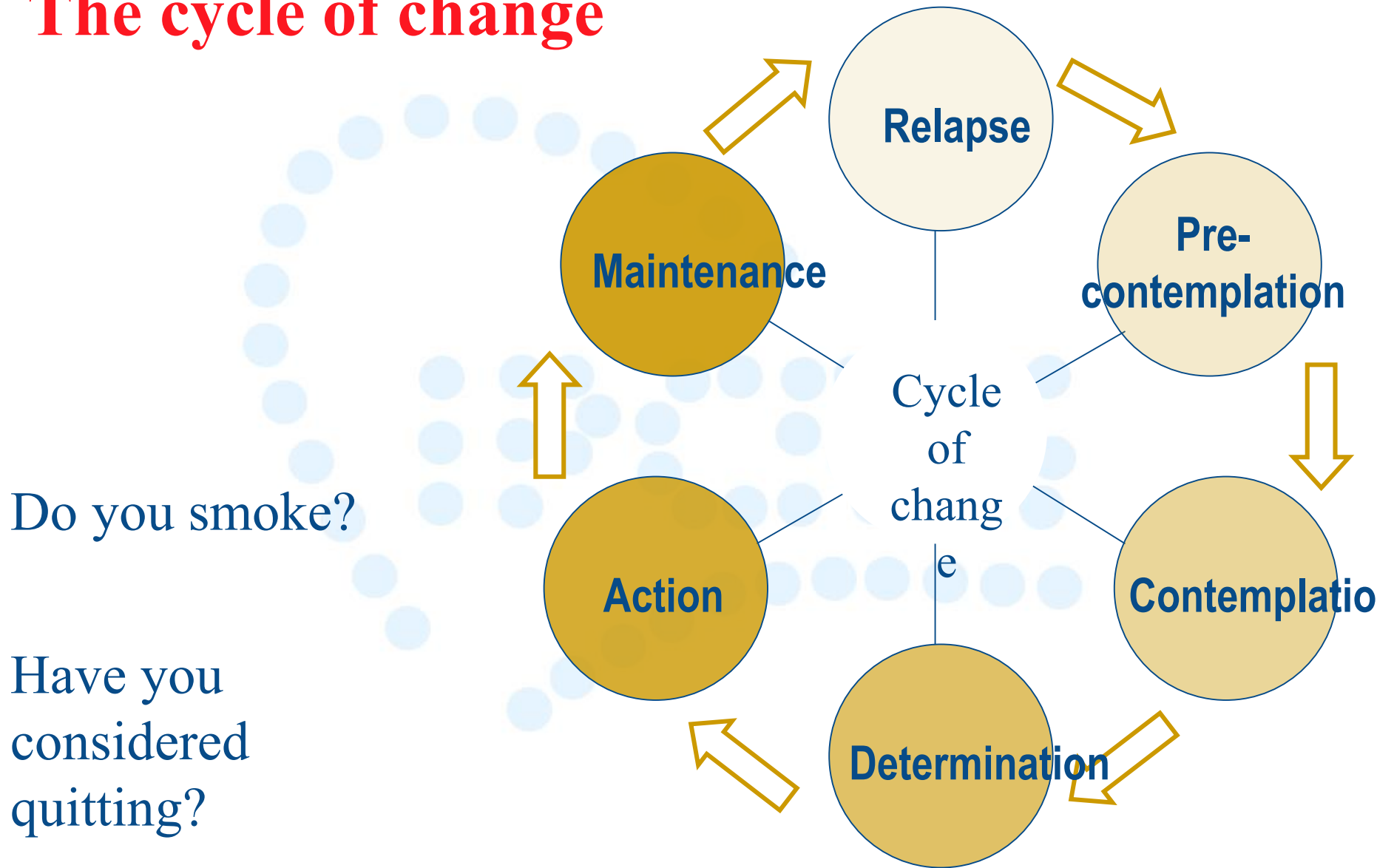


Enjoyment of smoking  
Need for cigarette  
Fear of failure  
Concern about withdrawal  
Perceived benefits

Worry about health  
Dislike of financial cost  
Guilt or shame  
Disgust with smoking  
Hope for success



# The cycle of change



# Pre-contemplation.

- Minimizing – defiance
  - "I do not smoke that much, I am sure it does not harm me"
- Rationalisation
  - "Grandma died at 93 – and she smoked too"
- Protest
  - "no one is going to tell me...."
- Helpless – defeated
  - "did try once but I could not do it...too difficult for me..."

# The doctors role

- Be an interested partner – ask and explore.
  - "Did you ever quit before?"
  - "What happened then?"
- Be positive
  - "2 weeks without smoking – that was great!"
- Ask permission to explain
  - "Do you want me to tell you something about nicotine withdrawal?"
- Offer help on their terms.



# Contemplation

- Want to and do not want to..
- Quit?
- Or continue?

Explore the **ambivalence**



## From why to how:

# Determination

- Choose method
- Choose time
- Make a plan

**Offer help and  
consultation!**

# Doctors role:

- Make a plan together with your patient
- Offer a back-up – a plan “B”
- Be interested and enthusiastic!!



## Action = Smoking cessation!

- Start “Plan A”
  - For example “5 consultations”
- Important to have a “Plan B”
  - What to do if...?



# Doctors role:

- Be available for the patient.
- Follow up with appointments.
- Ask, encourage and give positive feedback!



## Relapse....

- Relapse is not unusual!
- Important to gain experience and learn from the attempt.
- Soon as possible back to action

# Doctors role:

- Encourage to new quit attempt.
- Point out what was achieved.
- Offer more help.



# Maintenance.

- The smoker has become a non-smoker
- "Shadows of the past" is still there
- To be "seen" is still important.

# Doctors role:

- Continue to “see” the patient.
- Give encouragement and credit
- Give positive feedback regarding health benefits.

# Conclusion, motivation:

- To help a smoker to become a non-smoker is an exciting.
- GPs are in a unique situation where we can do a lot to help.
- Motivation is a dynamic process!

# What to assess? Follow up



## Obtain the patient's smoking history:

- ◆ Age commenced smoking.
- ◆ Number of cigarettes smoked daily.
- ◆ How soon after waking does the patient smoke.
- ◆ Previous attempts/success/aides used.
- ◆ Previous withdrawal symptoms experienced.
- ◆ Reasons for failure.
- ◆ Any smokers in the home.
- ◆ Motivation e.g. health, finance, family.



# Prepare the patient to quit:

- ◆ Set a quit date and formulate coping strategies.
- ◆ Compile a diary, jar with cigarette ends and a jar of money.
- ◆ Briefly discuss weight, diet and exercise.
- ◆ Ask the patient to identify a friend or family member who can be a steady source of support.
- ◆ Tell the patient to get rid of cigarettes, ash trays and lighters.
- ◆ Discuss smoking cessation aides: N RT , Zyban, varenicline.

# Assess: Fagerstrom Nicotine Dependence Questionnaire

Questions	Answer	Score
1. How soon after you wake up do you smoke your first cigarette?	Within 5 min 6–30 min 31–60 min after 60 min	3 2 1 0
2. Do you find it difficult to refrain from smoking in public?	Yes No	1 0
3. Which cigarette would you hate to give up most?	The first one in the morning Any other	1 0
4. How many cigarettes a day do you smoke?	31 or more 21–30 11–20 10 or less	3 2 1 0
5. Do you smoke more frequently during the first hours after waking than during the rest of the day?	Yes No	1 0
6. Do you smoke if you are so ill that you are in bed most of the day?	Yes No	1 0

8–10 = high dependence; 5–7 moderate dependence; 1–4 = low dependence

CO



CO measure is useful  
for reinforcing patient's motivation to quit



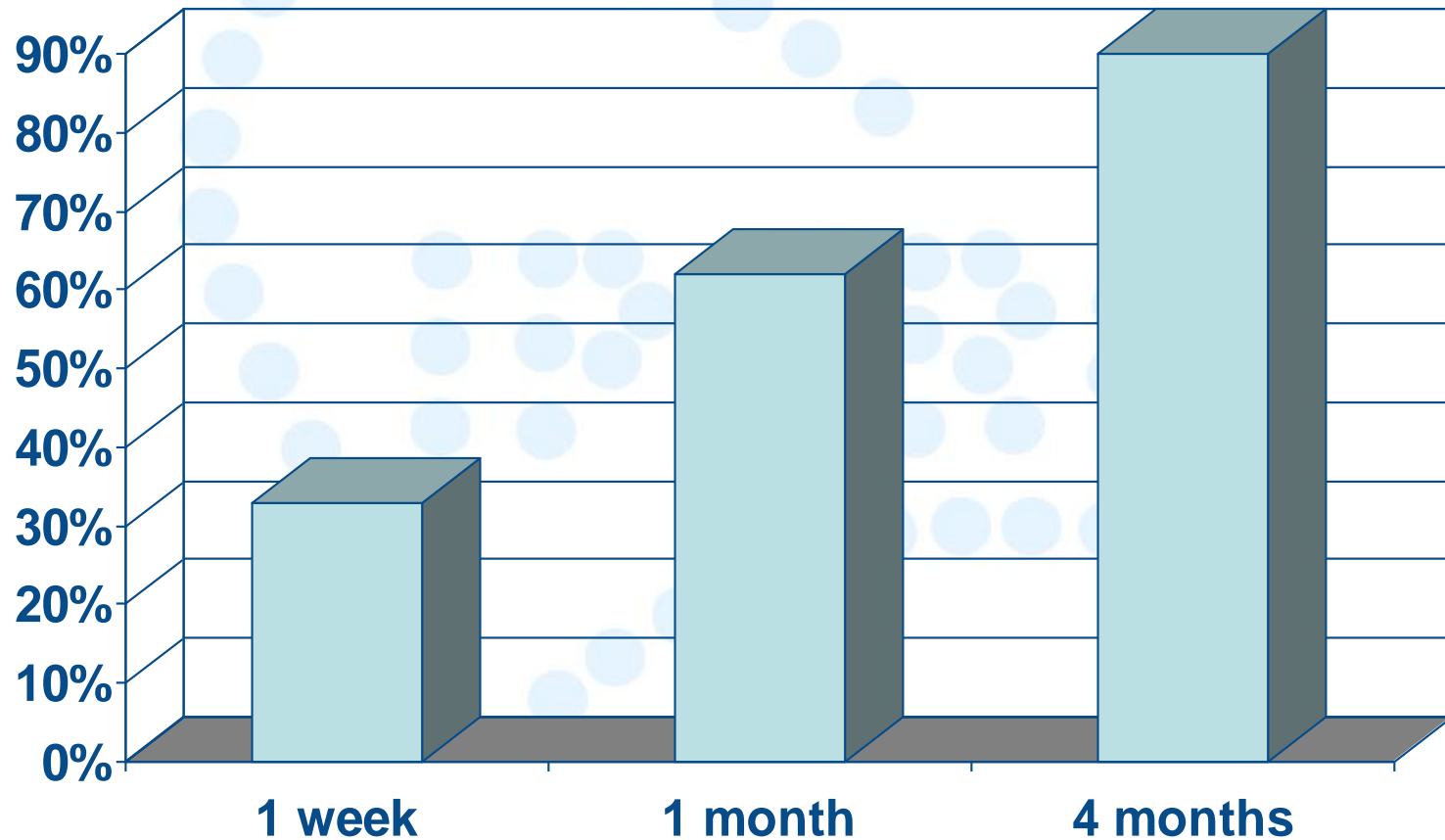
# Smoking cessation programme

- ◆ **Initial counselling session (45 minutes).**
- ◆ **Weekly sessions x 4 (20 - 30 minutes each).**
- ◆ **Support literature.**
- ◆ **At one month, cessation validated by expired air CO measurement.**
- ◆ **Non-smokers asked to return at 3 months.**

# Follow up

- **Once weekly, the first month**  
(expired CO, weight, blood pressure, consult, offer support, obstacles-problems discussion)
- **Every 3 weeks**  
(Same)
- **Every 3 months, for 1 year**  
(Same + spirometry)

# When do they start smoking again?





# **Inform about withdrawal syndrome**

# Nicotine withdrawal: Duration



**2** days

Lightheadedness

**1** week

Sleep disturbance

**2** weeks

Poor concentration  
Craving for nicotine

**4** weeks

Irritability or aggression  
Depression  
Restlessness

**10** weeks

Increased appetite



# Nicotine withdrawal: the 4 'D's

**Drink water slowly**

**Deep breathe.**

**Do something else (eg exercise)**

**Delay acting on the urge to smoke**



# Pharmacotherapy

**Ioanna Tsiligianni**

THE BEST THING YOU CAN DO IS GIVE UP SMOKING, DRINKING AND FRIED FOOD

WHAT'S THE SECOND BEST?



# Medical therapy.

- Offer all who intend to quit.
- Increase chance of success.
- Groups:
  - NRT
  - Bupropion (Zyban)
  - Varenicline (Champix)
  - other

# Pharmacotherapy

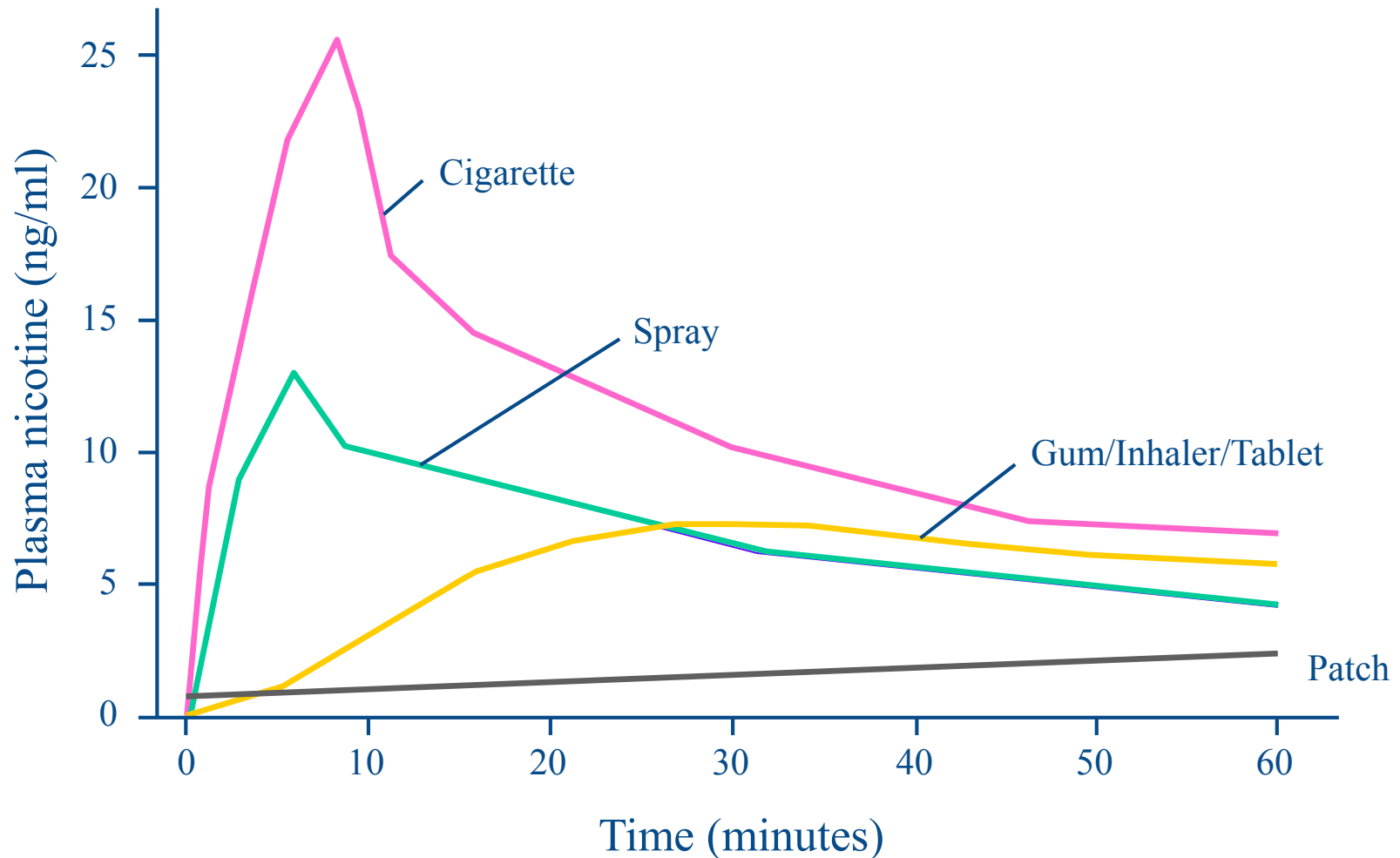
Pharmacotherapy + behavioural counselling  
improves long-term quit rates

Smokers of 10 or more cigarettes a day  
who are ready to stop should be  
encouraged to use pharmacological support  
as a cessation aid

# Approach to the patient according to the dependence

- For patients presenting a Fagerstom score  $\leq 4$ 
  - *Good relationship patient/clinician*
  - *Usually pharmacotherapy is not needed*
  - *NRT may help some patients*
- For patients presenting a Fagerstom score 5-6
  - *NRT with the assistance of a health care practitioner with a minimal training in the field*
- For patients presenting a Fagerstom score  $\geq 7$ 
  - *Support from a physician is helpful*
  - *Pharmacological treatment (NRT or Bupropion or varenicicline)*
  - *A smoking cessation specialist should care for most dependent subjects, who have a history of relapse or psychiatric or drug dependence co-morbidity.*

# Plasma nicotine levels – contrast between cigarettes and NRT



# Nicotine Replacement Therapy NRT

- NRT – different forms of administration:
  - Nicotine patches: 16 or 24 hrs
  - Nicotine gum: 2 or 4 mg
  - Nicotine inhalator
  - Nicotine nasal spray  
(+ sublingual-tablets)

o combination may be best?



Saveur  
de fruits



Saveur  
de menthe





# Available forms of Nicotine Replacement Therapy

Type	Dosage	Dose /day	Comments	Disadvantages
Patch	Seven strengths: 5, 7, 10, 14, 15, 21 and 22 mg (16 or 24 hour release)	One	Change patch site daily, remove at bedtime if sleep disorders Overnight use may reduce early morning cravings Recommended for 8 to 12 weeks Advice change of patch site daily.	Skin irritation. Slow delivery Wearing at night may cause sleep problems
Gum	2 mg, 4 mg	20	Flexible dosing Faster delivery of nicotine than patch Recommended for 6 to 12 weeks	No food or drink 15 min before use Jaw pain, mouth soreness, dyspepsia, hiccups
Inhaler	4 mg per cartridge 1 cartridge to be used every 1 to 2 hours while awake	6 to 16 cartridge	Flexible dosing mimics hand-to-mouth behavior Can be used up to 6 months	Mouth and throat irritation Frequent dosing necessary
Nasal spray	0.5 mg per spray 1 to 2 doses every hour	< 40	Flexible dosing Fastest delivery of nicotine among all products Reduces cravings within a few minutes Can be used for 3 to 6 months	Frequent dosing Nose and eye irritation Cough
Sublingual tablets/ Lozenge	2 mg, 4 mg 1 lozenge to be used every 1 to 2 hours while awake		Flexible dosing Faster delivery of nicotine (like gum) More socially acceptable than the gum Recommended for up to 12 weeks	No food or drink 15 min before use Dyspepsia, mouth soreness, hiccups, nausea, flatulence.

**Chew  
slowly**

**Stop chewing when  
you notice a peppery  
taste or tingle**

**Park**

**Chew again  
when the taste or  
tingle fades**



# Correct use of NRT:

- Should not be used for smoking reduction
- Fix a cessation date.
- Use high enough dose to avoid abstinence.
- Wait 6 weeks -2 months to taper off.
- Reduce the dose gradually to stop NRT after 4 weeks.

# Bupropion

- Noradrenalin- and dopamin system.
- Originally used as antidepressive
- Reduce craving for cigarettes
- More effective than NRT (?)
- Little side effects
- **Bupropion vs. placebo**
  - Odds ratio 2.73 (1.90–3.94) **Cochrane Library**

# Contraindications – Bupropion:

- Known hypersensitivity for Bupropion
- Previous seizure
- Known CNS- tumour
- Bulimia / anorexia
- MAO- inhibitors (Aurorix)
- Bipolar depression
- Liver failure
- Uncontrolled hypertension

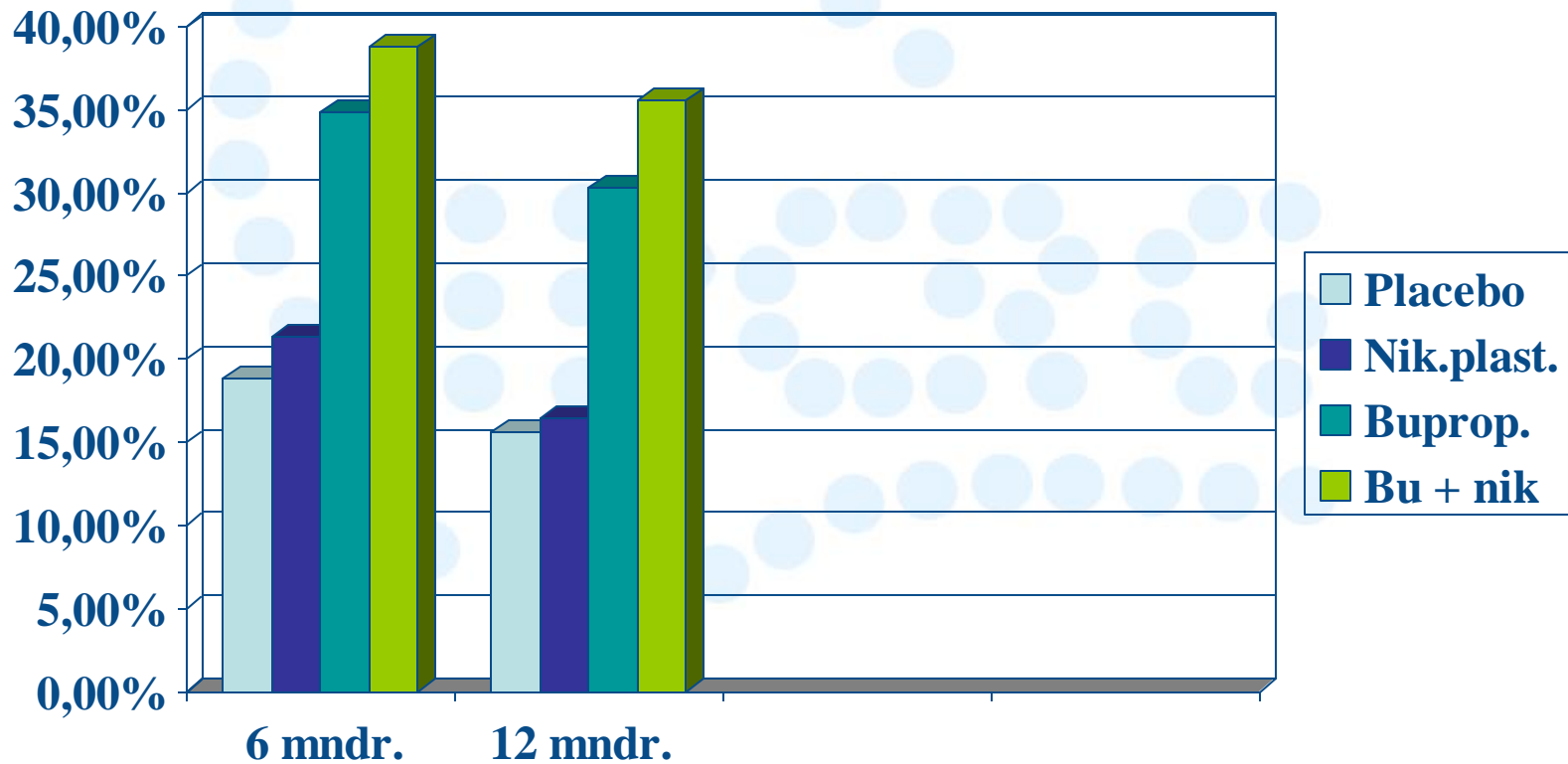
# Side effects - Bupropion

- Usually mild and transient.
- Sleep disturbance/insomnia (up to 30%).
- Dry mouth (10-15%).
- Headache (10%).
- Nausea (10%), constipation (10%), and agitation (5-10%)

# Bupropion-CYP2B6-interactions

- antidepressants
- antipsychotics
- anti-arrhythmics
- theophylline,
- systemic steroids
- cimetidine
- carbamazepine
- phenobarbital
- phenytoin

# Bupropion / nicotine patch / combination.



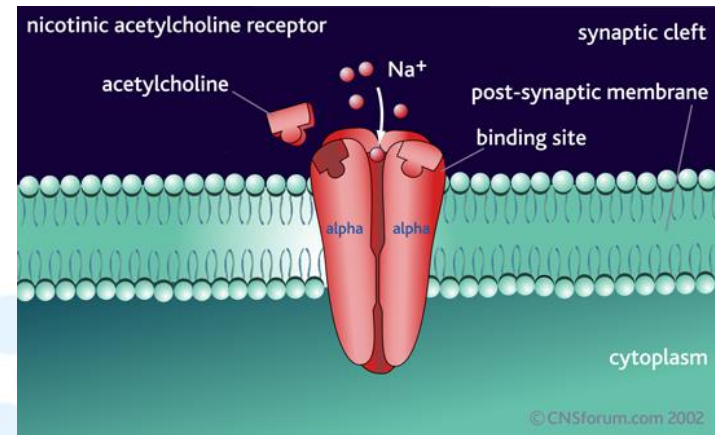


# Bupropion:

- ***Recommended:***
  - 1 depot tablet daily the first six days.
  - Then 1 depot tablet twice daily for 7-9 weeks (reduce in elderly, liver/renal disease).
  - It is recommended that the patient fix the quit date in week 2 when the dose is increased.

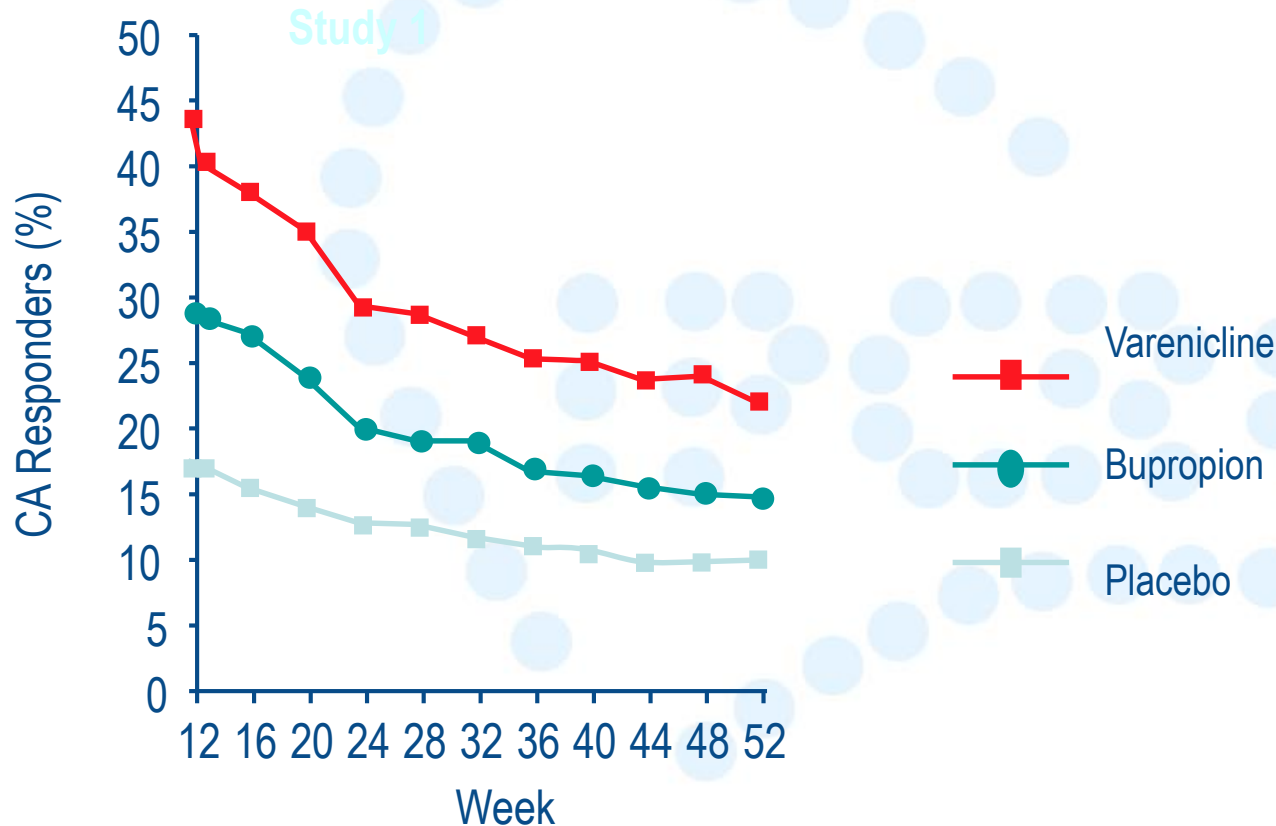
# Varenicline

- Varenicline was developed for smoking cessation.
- Target is the nicotine receptor.
- Partial agonist;
  - Agonist – Stimulates the receptor to reduce craving abstinence.
  - Antagonist—Block the receptor so the effect of smoking is reduced.
- No clinically relevant interactions.



Acetylcholine receptor

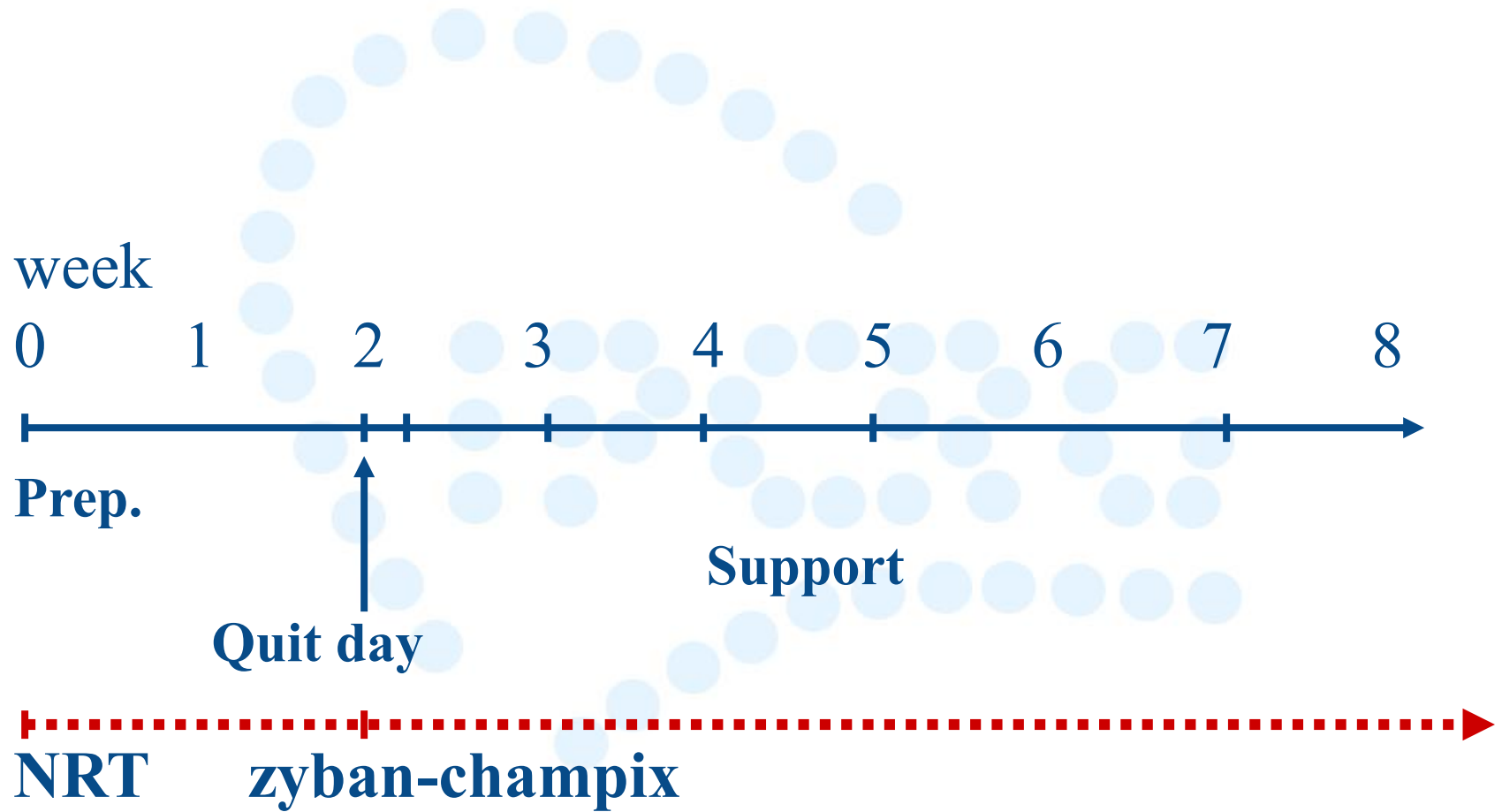
# Cessation rates with Varenicline



# Varenicline-Dosing

- Start one week before quit date.
- Take 0.5 mg tab X 3 days
- Take 0.5 mg tab bid (am/pm) X 4 days
- After first 7 days, increase dose to 1 mg tab in morning and 1 mg tab in evening.
- Take after eating, with a full glass of water
- Reduce the dose in renal failure (CC $<$  30mL/min) or in hemodialysis

# Schedule for smoking cessation



# Other methods?

- Hypnosis: no documented effect.
- Acupuncture: no documented effect
- Buspiron + other SSRI: no effect
- Klonidin: some effect?
- Nortriptylin: some effect
  - Side effects limit their use.

# Electronic cigarettes


E-cigarettes are a class of battery-operated electronic nicotine delivery system (ENDS) designed to provide nicotine through inhalation of nicotine/humectant

## Facts

1. neurobiological basis of addiction
2. habitual addictions which reinforce behavior.
  - “vapor” (propylene glycol),
  - hand-to-mouth
3. Chemosensory stimulus
4. Lack of combustion



# Why care about e-cigarettes?

- Miracle or Menace?
- Tobacco Product ? Medicine ? Electronic Device?
- An emerging market and an evolving device
- Limited science exists
  - Cessation - Switching
  - Topography (draw inconsistency)
  - Constituents
  - Awareness, knowledge
- Huge media attention  PUBLICITY
- Tobacco industry has significantly invested





# E-cigarette - Pulmonary System

- No impact on FEV/FVC (n=15), (n=30), (n=58)
- Case reports (Pneumonitis, pneumonia, etc.)
- Increase in respiratory resistance
- Decrease in Exhaled FeNO



CHEST

Original Research

TOBACCO CESSATION AND PREVENTION

## Short-term Pulmonary Effects of Using an Electronic Cigarette

Impact on Respiratory Flow Resistance, Impedance, and Exhaled Nitric Oxide

*Constantine I. Vardavas, MD, MPH, PhD; Nektarios Anagnostopoulos, MD; Marios Kougias, MD; Vassiliki E Evangelopoulou, MD; Gregory N. Connolly, DMD, MPH; and Panagiotis K. Behrakis, MD, PhD, FCCP*

# Pulmonary effects of exposure from e-cig vapor

- Substantial amounts of 1,2-propanediol, glycerine and nicotine were found in the gas-phase, as well as high concentrations of PM<sub>2.5</sub> (mean 197µg/m<sup>3</sup>).
- The concentration of PAH in indoor air increased by 20%
- Aerosolized nicotine seems capable of increasing the release of the inflammatory signaling molecule NO (FENO)
- Nicotine resulting from smoking tobacco cigarettes was 10 times higher than from e-cigarettes ( $31.6 \pm 6.9$  vs.  $3.3 \pm 2.4$  µg/m<sup>3</sup>)
- Earlier generation e-cigarettes.
- Long term PG/G inhalation?



# Summary



**Prevent Relapse**  
 Most relapses within 3 first months  
 Reinforce decision to quit  
 Follow up  
 Assist resolving residual problem

# Desire to quit smoking

The 5 A's

Yes

No

Patient examination

Counselling

No

The 5 R's

Repeat counselling

Low dependency

Breastfeeding  
Pregnancy  
Adolescents

High dependency

No co-morbidities

Co-morbidities

Discussing patient's preference  
Evaluate co-morbidities

No severe co-morbidities

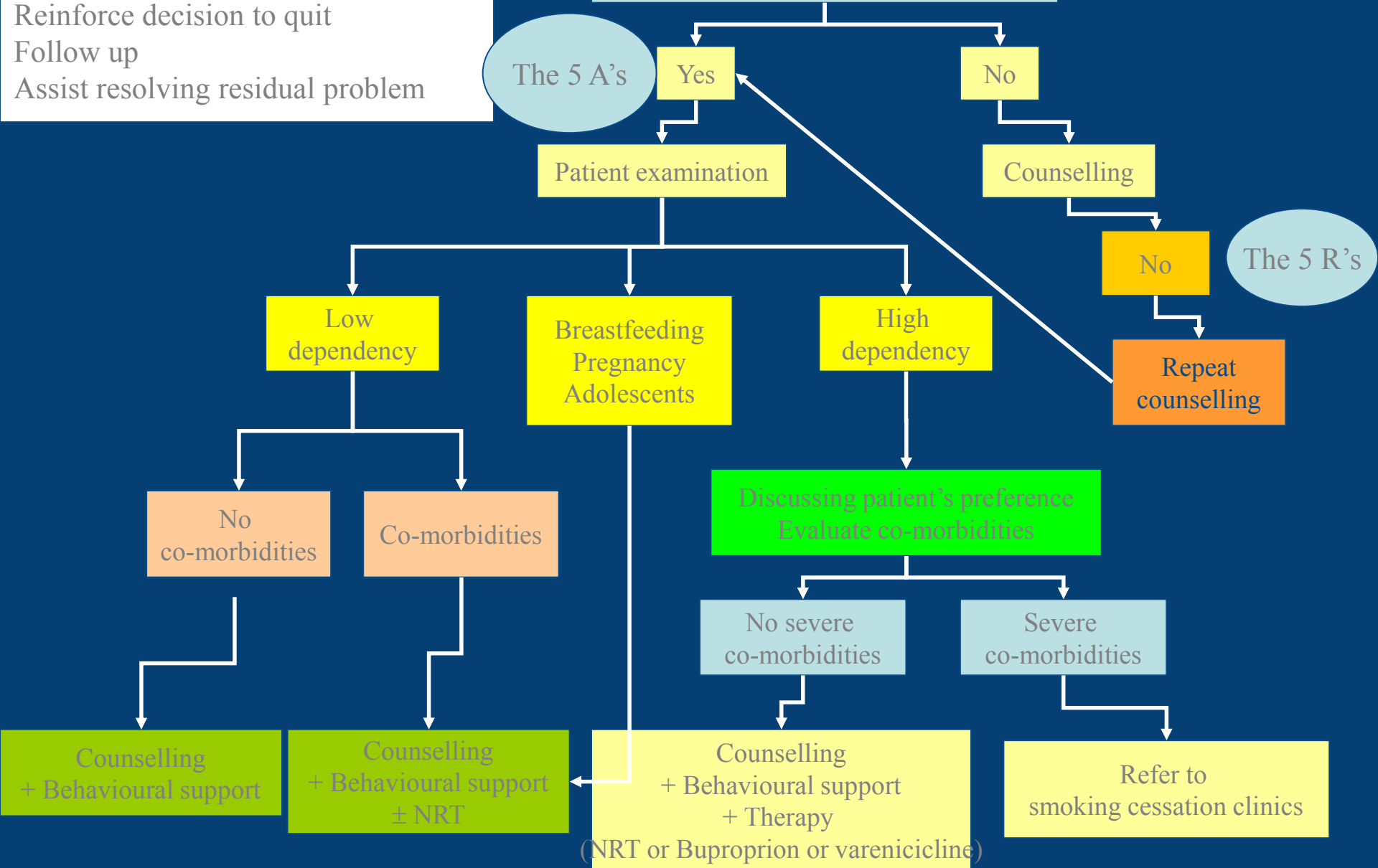
Severe co-morbidities

Counselling  
+ Behavioural support

Counselling  
+ Behavioural support  
± NRT

Counselling  
+ Behavioural support  
+ Therapy  
(NRT or Bupropion or varenicline)

Refer to smoking cessation clinics



Smokers must **want** to stop smoking and must be willing to **work hard** to achieve the goal of smoking abstinence.

Brief Clinical Advice

&

Intensive Smoking cessation Programs





# Case report I

**Katie** is 50 years old, recently widow, unemployed and mother of two children (they all live with her mother). She smokes 30 cigarettes/day. She visited her physician because of a respiratory infection. She has never tried to quit in the past. She has COPD and she takes LABA and theophylline. Her hypertension is uncontrolled.

# A) Ask

- **Complete Smoking history**

- age when started smoking

- duration of smoking

- cigarettes/24 h

- nicotine of cigarettes

- previous attempts to quit (which medicine)

- other members in the family that smoke



# B) Assess

- Do you ever think of trying to stop smoking?
- Readiness to change (open questions)

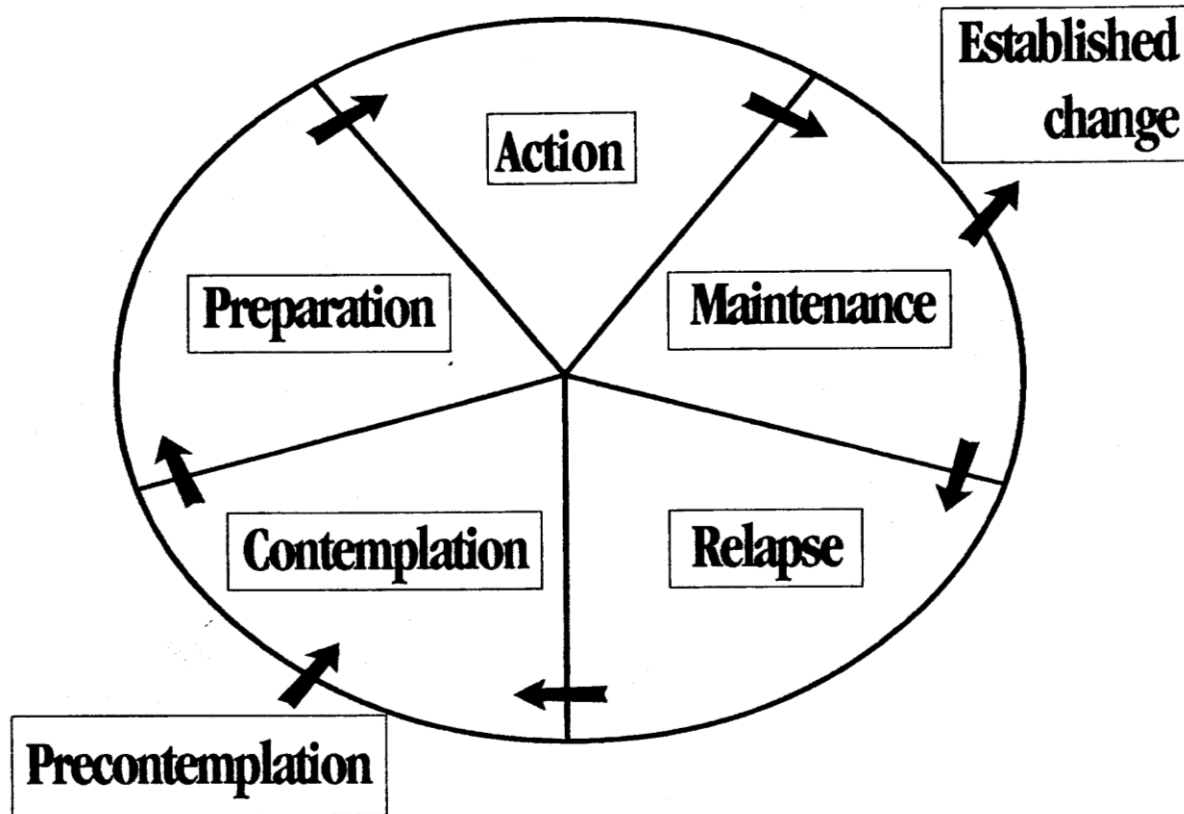
What are the **good things** for you about smoking?

-If you considered changing, what things might be **difficult** for you?

-Do you see any **advantages** in changing?

- Nicotine dependence (Fagerstrom=9)

# Cycle of change



Based on Prochaska and DiClemente's model

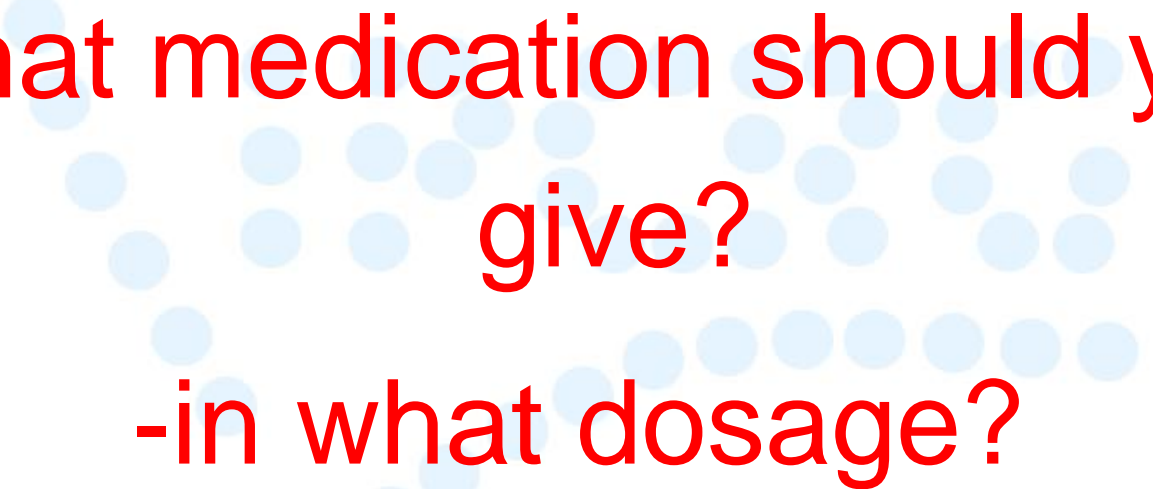
# Barriers-Motivation

## Barriers against smoking cessation:

- Widow
- Unemployment

## Facts favor smoking cessation (motivate):

- Model for children
- Children's health
- Her own health
- Make a new start
- Less money spend



What medication should you  
give?  
-in what dosage?

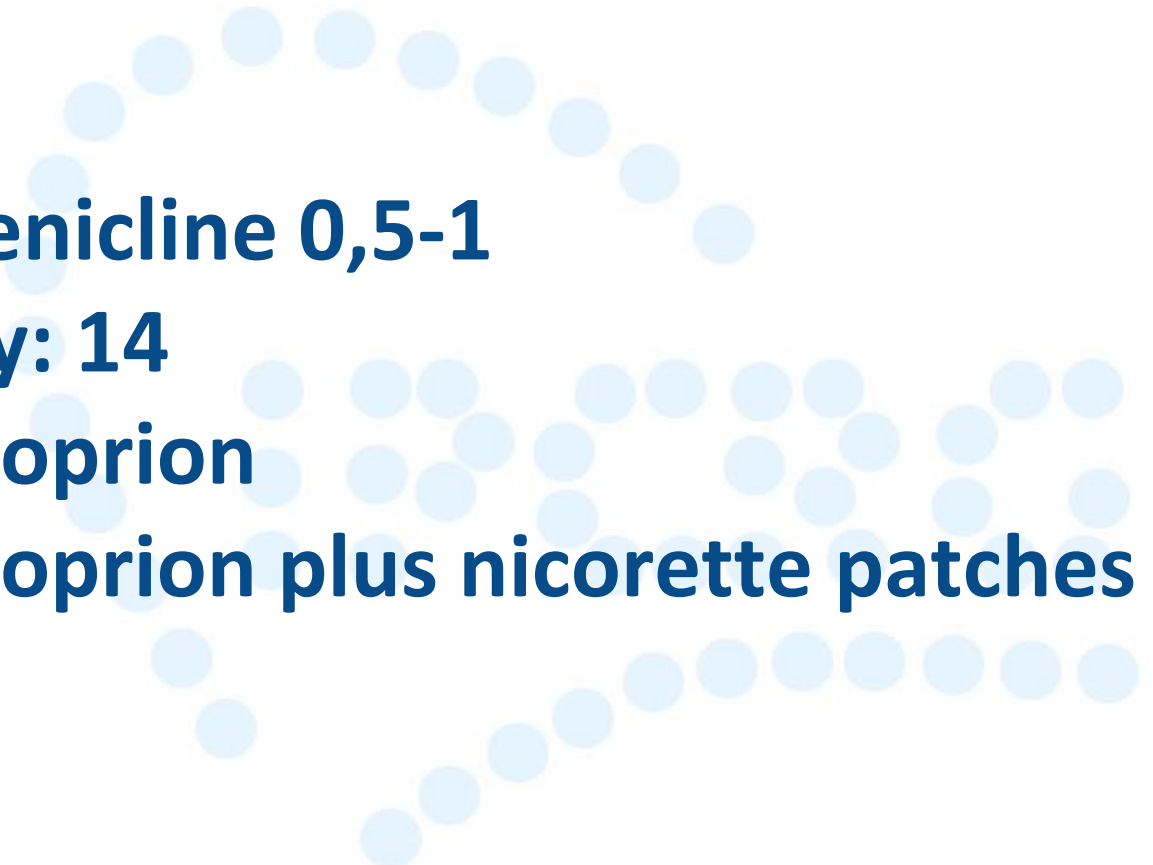
## **Case 1: Maria**

**Age 53**

**medical history (-), started to smoke 17,  
attempts to quit in the past none, pack years  
80, 50 cigarettes/ day normal**

**Fagerstrom 11**

**family history: son smokes**



**tbs varenicline 0,5-1**  
**quit day: 14**  
**or bupropion**  
**or bupropion plus nicotine patches**

**Case Amanda: 58 years old, diabetes melitus, sleep apnoea, hypetension, major depression, one suicide attempt 1 year before, epilepsy, started to smoke 20, attempts to quit never, 59 pack years 50/24 hrs normal. Fagerstrom 8, family history: none.**

**Refer or  
NRT**





**Case Jacobs: age 33, history of seizures . Age started to smoke 17, one attempt to quit for 20 days 6 years before, 16 pack years 28/24 hrs heavy. Fagerstrom 9, family history: all children smoke**



**varenicline 0,5-1**

**Case Phyl 37 depression pregnant,  
started to smoke 14, never, 25 pack  
years 12/24 hrs heavy. Fagerstrom 4,  
family history: none**

**NRT**





**4th IPCRG**  
**Scientific Meeting**  
**SINGAPORE**  
29th and 30th May 2015

REGISTRATION  
AND ABSTRACT  
SUBMISSION OPEN  
1st December 2014

ABSTRACT DEADLINE  
8th March 2015



[www.theipcr.org](http://www.theipcr.org)



*Thank you for your attention!*